

2015

# Using the Language of Play in Instruction and Books

Sarah Edwards Moore  
*Susquehanna University*

Follow this and additional works at: [http://scholarlycommons.susqu.edu/educ\\_fac\\_pubs](http://scholarlycommons.susqu.edu/educ_fac_pubs)



Part of the [Education Commons](#)

---

## Recommended Citation


Moore, Sarah Edwards, "Using the Language of Play in Instruction and Books" (2015). *Education Faculty Publications*. 3.  
[http://scholarlycommons.susqu.edu/educ\\_fac\\_pubs/3](http://scholarlycommons.susqu.edu/educ_fac_pubs/3)

This Presentation is brought to you for free and open access by Scholarly Commons. It has been accepted for inclusion in Education Faculty Publications by an authorized administrator of Scholarly Commons. For more information, please contact [sieczkiewicz@susqu.edu](mailto:sieczkiewicz@susqu.edu).

# Using the Language of Play in Instruction and Books

Sarah Edwards  
Susquehanna University


# Brainstorm

- ▶ Come up with as many words as you can when you think of “the language of play” (2 minutes)
  - ▶ Share your list with others and add to it (2 minutes)
  - ▶ Compare your list with the whole group and add to it (2 minutes)
- 

# Watch and Write

- ▶ Watch this video of young learners playing and write any ways they are playing, words they are using things they are doing.

# Apply

- ▶ Take your brainstormed list of play words and the words, actions, gestures you gleaned from the video and apply to the morning meeting plan you are receiving.
  - ▶ Each group will have 8 minutes to put in their play words into the plan.
  - ▶ Each group will do a 3 minute demo of the play language infused morning meeting
- 

# Play in our day


- ▶ Write down your schedule of the day (2 minutes)
- ▶ Beside each part of the day, write in a way to play.

\*Think that it could be an action


\*Phrase you use

\*Transitions

# Play in Books

- ▶ Go through the book you have been given in groups.
  - ▶ How do you make the book an object of play?, how to make the book come to life?, How do you make the book do things?
  - ▶ What do you say or do that would make it seem less like you are reading the book and more like you are playing?
- 

# Ideas

- ▶ The book reader gives people roles
  - ▶ The book reading involves props
  - ▶ The book reading imagines or pretends
  - ▶ The book reader decides things during the reading and directs people to do things
  - ▶ The book reader and players decide a location they are reading in or what they are going to be doing while reading the book and what is going to happen at the end of the book reading
  - ▶ The book reader gives directions and picks what pages they are going to play read with
- 



# Play with the Books!

- ▶ Use what you came up with in your groups about how to Play read a book.
- ▶ Pick a book reader and practice playing with the book.
- ▶ Each group will give the class a demo of their play reading.

(15 minute prep)



# Thanks!

- ▶ Continue to be in touch!
- ▶ [edwardssr@susqu.edu](mailto:edwardssr@susqu.edu)